



Velvette Marine provides a choice of color and materials for interior trim. A large list of additional options and individual approach of the shipyard allows us to build a unique yacht, which can realize all the wishes of a customer.

THE SENSE OF SUPERIORITY





HISTORY OF THE COMPANY

The history of Velvette Marine began in 2007, with the lease of premises and the start of production of a 6-meter boat in Kazan. Our first serial production model – the Velvette 20 Image – quickly proved itself and became firmly entrenched in yacht clubs and marinas throughout Russia. Slowly but surely, Velvette Marine is starting to close the gap between small and affordable Russian boats and expensive imported motorboats.

Each subsequent new model differed from the previous one and expanded the company's model range, thereby gaining the recognition of a wide range of water-recreation fans.

In its infancy, Velvette Marine began its long-term cooperation with the Japanese company Yamaha and adopted its decades-long experience with composite materials. All of these developments provided the basis for the manufacturing of Velvette Marine boats. This allows for increasing the duration of warranties on Velvette motorboats up to 3 years.

Today Velvette Marine has:

- A new factory with workshop area of 3,600 square meters located on the M7 Federal Highway in Kazan.
- Well-developed dealer network throughout the entire Russian Federation.
- Own design bureau and model-building shop.
- A range consisting of 11 models, with lengths from 4.75 to 12.5 meters, among which a unique designer cruiser Velvette 33 Intelligent, fast and distinctive Velvette 27 NGT, and the flagship of the Shipyard – the 12.5-meter Velvette 41 Evolution.

Priorities of Velvette Marine: Enter new markets, significantly increase brand recognition, open new horizons for water recreation enthusiasts, and make Velvette motorboats affordable to more social groups.



PREMIUM CLASS MOTOR YACHTS AND BOATS

Velvette Marine became the 1st shipyard in Russia to manufacture premium boats. Till its foundation, the idea to create a brand with a comprehensive model range featuring performance, comfort, and premium equipment was already in the air. Velvette implemented this idea.

The use of technologies perfected by Yamaha Motor Corp. for decades, and the most advanced materials, conceptual approach to design, and willingness to create safe and durable products resulted in a stable leading position in the Russian industry.

Velvette manufactures motor yachts and boats at the most modern factory in the city of Kazan. The shipyard's design and construction took into account all the process requirements for fiberglass boat production which enabled the creation of necessary conditions for every production process. Today, the highest quality and comfort standards are being established by us in this segment.

QUALITY RIGHT ON TIME

The notion of quality in the modern world is rather vague. The term means various product properties, such as appearance, functionality, lack of defects, etc. Striving to ensure such properties, many manufacturers compromise the time limits for manufacturing, thus removing the term of shipment to the client to the background. In Velvette Marine, quality means a perfect product manufactured and shipped on time.

POLICY OF DISTRIBUTION

Twelve-year experience and steady development allowed the Shipyard to enter the international market and withstand the competition with world-known manufacturers. The range of sport boats designed for speed and drive, and cruisers used for pleasure and parties will soon have more exciting models, which will be seen in different corners of the world more and more often.

THE SENSE OF SUPERIORITY







Gelcoat application



Hull Lamination



Hull assembly



Motorboat assembly



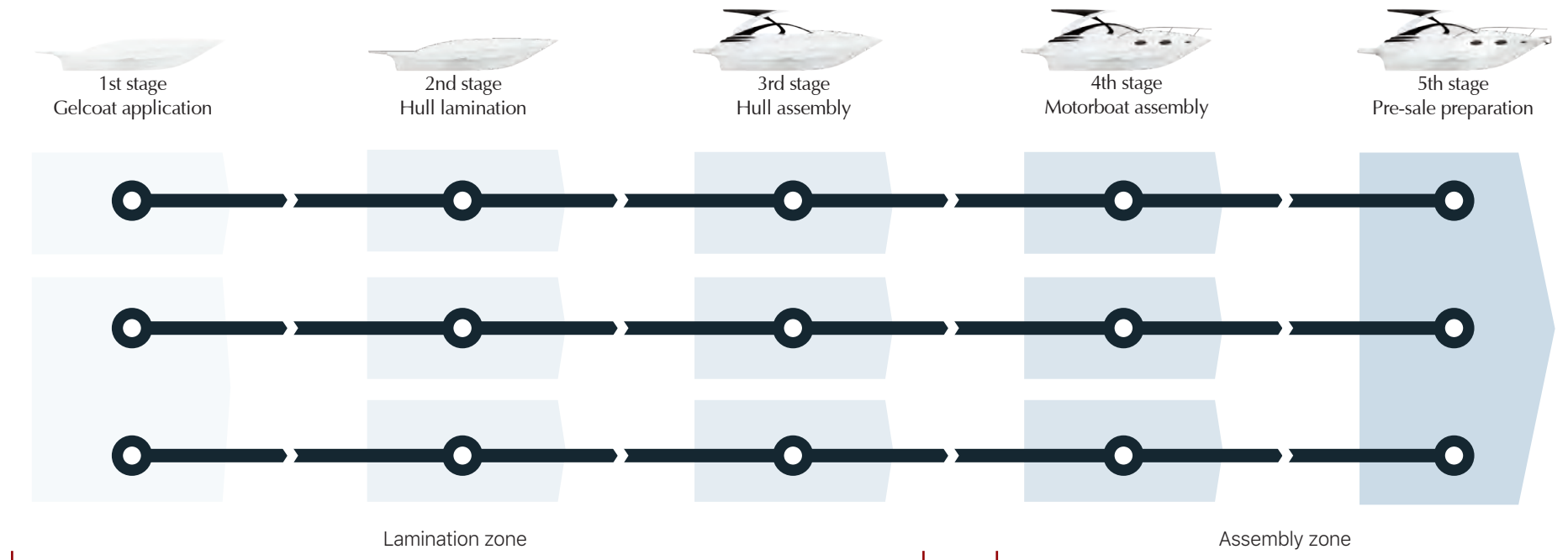
Pre-sale preparation

PRODUCTION

The building of the Velvette Marine shipyard designed and built specifically to produce fiberglass motor yachts and boats.

The proper temperature and humidity levels are maintained in the workshops, which is very important for producing hulls made of fiberglass. The workshops are divided into sections, and each team has a workshop bay. Each bay has a required set of equipment and tools to manufacture high-quality products, on time, and accurately.

Now the Shipyard is set up to operate on the assembly line principle, so a future Velvette motorboat begins its journey from the spray-booth and, after passing through the five stages of construction, is transformed into the finished product. The Shipyard is set up to operate with three lines – this allows simultaneously building three different models in each of the five stages, constructing them qualitatively and in the shortest possible time. Work on the assembly line principle allows performing quality control at every step and producing a great product, at the lowest possible price, for its future owner.





VELVETTE 41 EVOLUTION

SPORTS CRUISER

LOA		12,5 m / 41 ft
BEAM		3,5 m / 11,5 ft
Max people		12
Dry weight		7170 kg / 15810 lbs
Max speed		77 kph / 42 kn
Engine type		I/O
Fuel tank		950 l / 251 gal

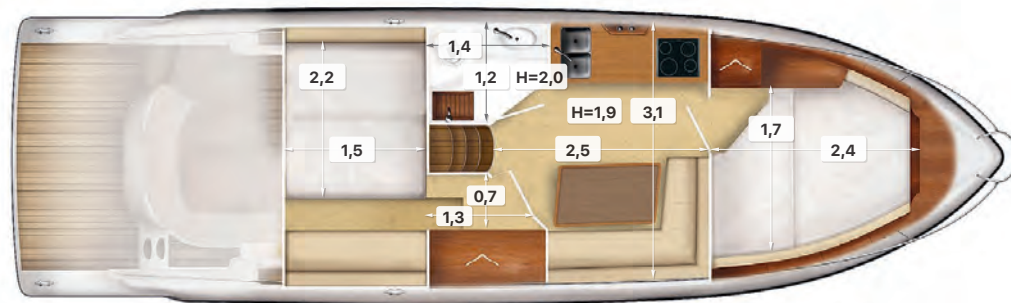

The sports cruiser Velvette V41 Evolution is the flagship of Velvette Marine Shipyard and a source of pride for its owner.

Two cozy cabins will comfortably accommodate the owner and his guests; the spacious main cabin will get everyone around the table. The shower room, combined with the WC, will impress you with its size.

Natural light coming through portholes and skylights creates a warm, welcoming atmosphere.

On the board of Velvette 41, everyone will find something to do, sunbathing on the bow deck, diving from a spacious bathing platform, or just enjoying the view from the soft sofa in the cockpit, all accompanied by a high-quality sound system and cool drinks from refrigerators of your Velvette.

Despite its length of 12.5 meters (41 feet), the yacht is easy-to-control by one person; the easiness of control is achieved by using properly selected twin engines and a bow thruster, and even an amateur driver can handle the joystick control system of the Velvette 41 Evolution.



Velvette 41 Evolution is always able to give its owner something more, and leave the yacht's guests with the most positive emotions and vivid impressions from the time spent on board.







VELVETTE 33 INTELLIGENT

CRUSIER

LOA		10,12 m / 33 ft
BEAM		3,2 m / 10,5 ft
Max people		10
Dry weight		5170 kg / 11400 lbs
Max speed		82 kph / 44 kn
Engine type		I/O
Fuel tank		700 l / 185 gal

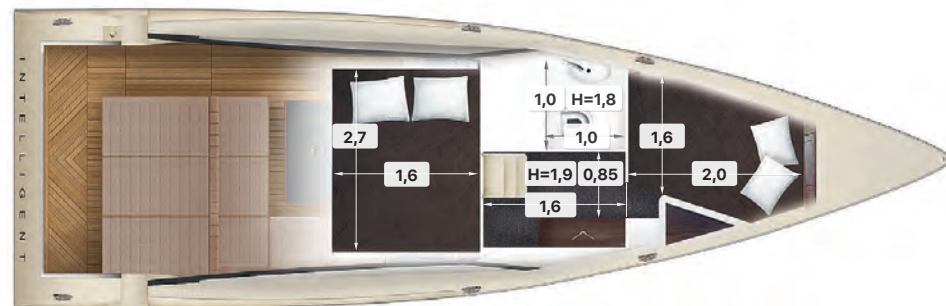
Velvette 33 Intelligent is a charismatic custom-designed cruiser, noted in any seascape around the world.

Being an object of special attention, the Intelligent draws delighted looks, its reverse bow and straight lines stick in the memory and excite the imagination.

The spacious cockpit of the Intelligent is perfect for luxurious leisure and noisy parties. Large bow cabin with panoramic windows let you observe the stars while resting on the sofa, in the after cabin located under the cockpit you can escape from the hustle and bustle and enjoy a relaxing holiday on board of the Intelligent.

The special hydrodynamic shape of the hull enhances boat stability and maximum speed while using less fuel.

Anchoring a boat became easy by the Intelligent anchoring system with a high holding power anchor that is completely hidden under the hull. It was specifically designed for the Intelligent, and allows its owner to choose a place of rest and parking all by himself.







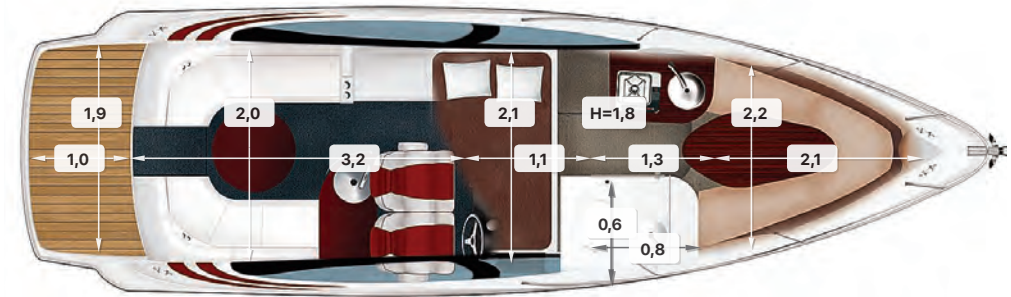



VELVETTE 29 ENVY

SPORT CRUSIER

LOA		8,9 m / 29 ft
BEAM		2,7 m / 9 ft
Max people		10
Dry weight		2700 kg / 5955 lbs
Max speed		80 kph / 43 kn
Engine type		I/O
Fuel tank		415 l / 110 gal

Velvette 29 Envy sport cruiser will amaze you with its ergonomics. It has a vast cockpit for its class with no dead-end at the back. It smoothly merges into a large bathing platform. The boat is known for its functional space and number of seats. It is quite comfortable to spend time with a group of up to 10 people on the board. Velvette 29 Envy perfectly combines the comfort of a cruising yacht with the performance of a sport boat. This is achieved through the lines of deep V-hull paired with a single step. Add to this the ability to transport on a trailer with an off-roader, you earn a perfect balance between money spent and advantages gained.









VELVETTE NGT 27

PERFORMANCE BOAT


LOA		8,2 m / 27 ft
BEAM		2,55 m / 8,5 ft
Max people		5
Dry weight		2100 kg / 4630 lbs
Max speed		120 kph / 65 kn
Engine type		I/O
Fuel tank		435 l / 115 gal

Velvette 27 NGT is a symbiosis of daring, speed and comfort. With tinted glass stretching across the cabin ceiling, the bow's unique design adds swiftness to its appearance.

The dashboard and hull lines, like in the sports cars of the '60s, emphasize the adherence to NGT (Neo Grand Turismo) style.

The top speed of the Velvette 27 NGT is up to 120 km/h. Obtaining all the privileges of high-speed, you will also get maximum comfort.

Nothing contradicts the universal use of this high-speed motorboat on a daily basis. The presence of a galley, WC, two comfortable berths, and a sun-tan mattress on the cockpit makes it very convenient for spending time on the water. In the regular «classic» mode, the engine exhaust passes under the water through the propeller hub. In the «sport» mode, the straight pipe exhaust system is used, which provides an excellent low sound like an exhaust of sports cars or choppers. Pleasant vibration and water discharge from the cooling system adds an incredible feeling of the boat coming to life.









VELVETTE

V24

00

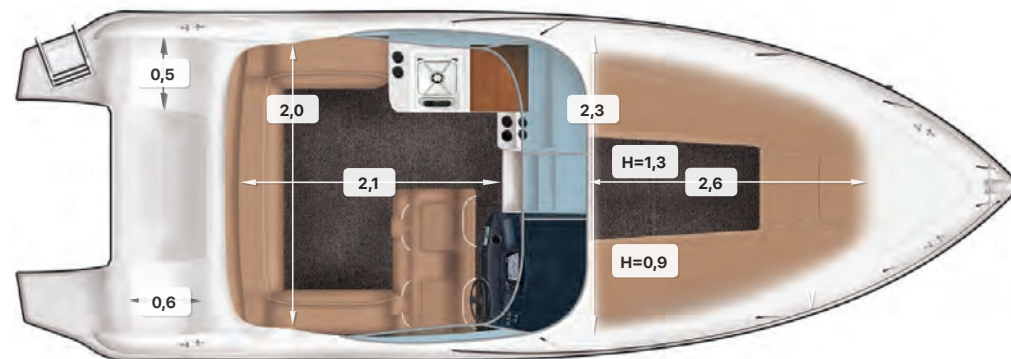
VELVETTE 24 EUPHORIA

CUDDY CABIN

LOA		7,4 m / 24 ft
BEAM		2,55 m / 8,5 ft
Max people		8
Dry weight		1680 kg / 3705 lbs
Max speed		84 kph / 45 kn
Engine type		Outboard
Fuel tank		260 l / 69 gal

Velvette 24 Euphoria motorboat is highly practical and stylish simultaneously; it allows a family of 4 to live comfortably on board for several days. An outboard engine with the power of up to 300 hp and one-step hull provides high dynamics as in a sport boat. Side windows together with two portholes and a large skylight provide the entire cabin with pleasant natural light. The boat's well designed cockpit has a U- sofa, a transforming driver seat, a table for 8 person, a galley with a sink, a stove and a fridge. A mattress on the bow deck is a perfect place for sunbathing, and stern platforms are well suited for water jumping.

Velvette 24 Euphoria is a beautiful and practical motorboat, which will fill the entire family with pride.














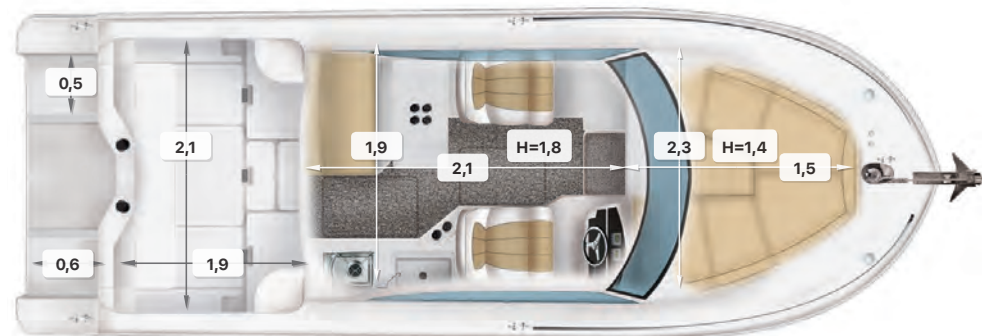

VELVETTE 23 ACTIVE SEDAN

CABIN

LOA		7,09 m / 23 ft
BEAM		2,55 m / 8,5 ft
Max people		8
Dry weight		1700 kg / 3750 lb
Max speed		61 kph / 33 kn
Engine type		Outboard
Fuel tank		215 l / 57 gal

Velvette 23 Active Sedan is a multipurpose cabin boat, a joint product of Yamaha and Velvette Marine. A perfectly designed hull, with deep V-type hull lines, easily leaves its «colleagues» in this class behind the stern, and allows its owner to go out onto the open water in more severe weather conditions. Where all the others «capitulate», owners of Velvette 23 add revs and come out victorious.

Having the qualities of a real sea «off-roader», Velvette 23 Active Sedan has an attractive appearance and excellent livability and sea endurance. The boat has everything you need, a galley with a stove, a refrigerator, a sink, a separate shower room, lots of different lockers, and a large fuel tank with a capacity of 215 liters (57 gallons). Depending on the options selected, 2-4 berths can be organized on the boat. Aft cockpit can be covered from the rain and wind by a tent.
















VELVETTE 20 IMAGE / ALUMINIUM

CUDDY CABIN

LOA		6,06 m / 20 ft
BEAM		2,36 m / 8 ft
Max people		5
Dry weight		770 kg / 1700 lbs
Max speed		84 kph / 45 kn
Engine type		Outboard
Fuel tank		214 l / 57 gal

Velvette Image 20 is the most produced motorboat of Velvette Marine. The number is approaching the anniversary mark of 500 hulls. The boat's stylish elongated hull and lines make it noticeable and easily recognizable, the boat has many similarities with the larger models of Velvette.

The maneuvering abilities and hull design of Velvette 20 are perfect for sharp turns and fast acceleration. In 2017, Velvette 20 Image got a new hull, which increased the ease of handling when reversing, and promoted planing. The new hull design eliminates the stern slip during sharp turns, at high speeds and full 180-degree turns.












VELVETTE 18 PRIME

BOWRIDER

LOA		5,5 m / 18 ft
BEAM		2,1 m / 7 ft
Max people		5
Dry weight		540 kg / 1190 lbs
Max speed		80 kph / 43 kn
Engine type		Outboard
Fuel tank		100 l / 26 gal

Velvette 18 Prime – beautiful, functional, maneuverable – a perfect choice for recreation, fishing and hunting. Long side rail extending from the bow to the stern ensures passengers' safety during abrupt maneuvers, adds convenience when mooring and also serves as an attachment spot for the additional equipment (spotlight, fishing rod holders, chargrill etc.). Many spacious lockers are there to hide your goods and empty the space intended for the boat owner and his guests.

The boat's soft bimini top is foldable and stored behind the back of a stern bench, and is always ready to shelter you from the wind and rain, while its deployment will take a minimum amount of time. Spacious bow and stern cockpit provide maximum room for various activities. It is easy to create a small dining area by mounting a table and rotating seats towards the stern.
















VELVETTE

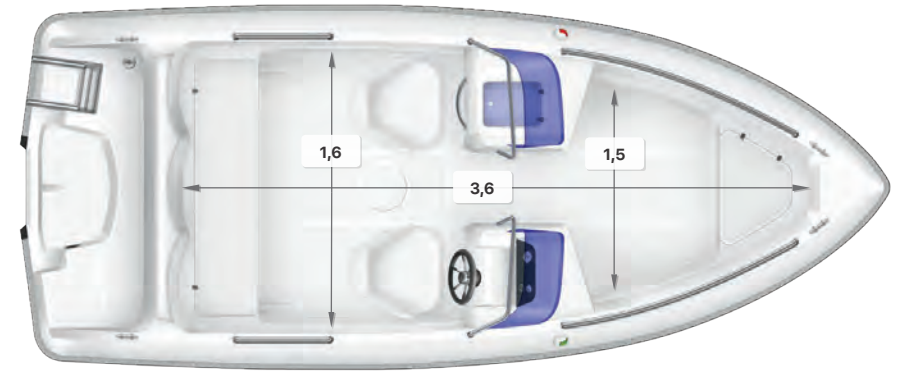
YAMAHA

VELVETTE 16 PRIME

BOWRIDER

LOA		4,75 m / 15,5 ft
BEAM		2,05 m / 7 ft
Max people		5
Dry weight		420 kg / 930 lbs
Max speed		65 kph / 35 kn
Engine type		Outboard
Fuel tank		90 l / 24 gal

Velvette 16 is the most recent and the smallest boat of the Velvette Marine Shipyard, with a length of 4,75 m (15.5 ft) and a width of 2,05 m (6.7 ft), it has many large lockers and seats. All those made in modern design and elaborated usability. A wide range of options for Velvette 16 will help you customize your boat and make it much more unique. A special shape of the hull bottom, balanced weight distribution promote planing and comfortable soft ride.







MATERIALS


GELCOAT



Brilliant



Gold



Vanilla




Garnet



Aquamarine



Indigo



Chestnut



Basalt



Saffron




Anthracite

WOOD VENEER



White oak




Redwood



Grey oak



Zebrano



Chestnut



Walnut

CARPET




Light grey premium





Beige premium

THE SENSE OF SUPERIORITY



**CANOPIES BY YACHTMASTER
(SATTLER AG)**



**DENKART MARINE
LEATHERS (BY VOWALON)**



**BIELASTISCH MARINE
LEATHERS (BY VOWALON)**



* The color and texture of real materials may vary slightly from those shown in the pattern books

TECHNICAL DATA*

	16 Prime	18 Prime	20 Image (Aluminium)	23 Active Sedan	24 Euphoria	NGT 27	29 Envy	33 Intelligent	41 Evolution
<i>Hull</i>									
LOA	4,75 m / 15,5 ft	5,5 m / 18 ft	6,06 m / 20 ft	7,09 m / 23 ft	7,4 m / 24 ft	8,2 m / 27 ft	8,9 m / 29 ft	10,12 m / 33 ft	12,5 m / 41 ft
BEAM	2,05 m / 7 ft	2,1 m / 7 ft	2,36 m / 8 ft	2,55 m / 8,5 ft	2,55 m / 8,5 ft	2,55 m / 8,5 ft	2,7 m / 9 ft	3,2 m / 10,5 ft	3,5 m / 11,5 ft
Midship depth	0,88 m / 3 ft	1,01 m / 3,5 ft	1,37 m / 4,5 ft	1,48 m / 5 ft	1,65 m / 5,5 ft	1,65 m / 5,5 ft	1,54 m / 5 ft	1,54 m / 5 ft	1,7 m / 5,5 ft
Max height	1,5 m / 5 ft	1,65 m / 5,5 ft	1,7 m / 5,5 ft	2,6 m / 8,5 ft	1,95 m / 6,5 ft	2,05 m / 7 ft	3,2 m / 10,5 ft	2,5 m / 8,5 ft	3,6 m / 12 ft
Transom deadrise	18°	18°	22° (20°)	14°	19°	19°	19°		17°
Berths	–	–	2	4	4	2	4	4	6
Max people	5	5	5	8	8	5	10	10	12
<i>Weight</i>									
Dry weight	420 kg / 930 lbs	540 kg / 1190 lbs	770 kg / 1700 lbs	1700 kg / 3750 lbs	1680 kg / 3705 lbs	2100 kg / 4630 lbs	2700 kg / 5955 lbs	5170 kg / 11400 lbs	7170 kg / 15810 lbs
Max load	450 kg / 990 lbs	500 kg / 1100 lbs	550 kg / 1210 lbs	800 kg / 1765 lbs	800 kg / 1765 lbs	800 kg / 1765 lbs	1000 kg / 2205 lbs	1000 kg / 2205 lbs	1850 kg / 4080 lbs
<i>Dynamics</i>									
Max speed	65 kph / 35 kn	80 kph / 43 kn	84 kph / 45 kn	61 kph / 33 kn	84 kph / 45 kn	120 kph / 65 kn	80 kph / 43 kn	82 kph / 44 kn	77 kph / 42 kn
Cruising speed	40 kph / 22 kn	40 kph / 22 kn	40 kph / 22 kn	40 kph / 22 kn	50 kph / 27 kn	55 kph / 30 kn	55 kph / 30 kn	55 kph / 30 kn	55 kph / 30 kn
Engine type	Outboard	Outboard	Outboard	Outboard	Outboard	I/O	I/O	I/O	I/O
Engine power	55–75 hp	90–115 hp	90–150 hp	150–200 hp	200–300 hp	300–525 hp	270–430 hp	2x300 hp / 2x430 hp	2x300 hp / 2x430 hp
<i>Tech specs</i>									
Wave height	0,75 m / 2,5 ft	0,75 m / 2,5 ft	0,75 m / 2,5 ft	1,5 m / 5 ft	1,5 m / 5 ft	1,5 m / 5 ft	1,5 m / 5 ft	1,5 m / 5 ft	1,5 m / 5 ft
Water tank	–	–	–	50 l / 13 gal	50 l / 13 gal	90 l / 24 gal	100 l / 26 gal	260 l / 67 gal	310 l / 82 gal
Fuel tank	90 l / 24 gal	100 l / 26 gal	214 l / 57 gal	215 l / 57 gal	260 l / 69 gal	435 l / 115 gal	415 l / 110 gal	700 l / 185 gal	950 l / 251 gal
Draft down	0,8 m / 2,7 ft	0,85 m / 2,8 ft	0,9 m / 3,0 ft	0,9 m / 3,0 ft	0,9 m / 3,0 ft	0,9 m / 3,0 ft	0,9 m / 3,0 ft	1,2 m / 4,0 ft	1,2 m / 4,0 ft
Draft up	0,33 m / 1,1 ft	0,35 m / 1,2 ft	0,37 m / 1,3 ft	0,53 m / 1,8 ft	0,5 m / 1,7 ft	0,5 m / 1,7 ft	0,6 m / 2,0 ft	0,86 m / 2,9 ft	0,87 m / 2,9 ft

* Maximum speeds depend on the purity of a hull, the state of the stern gear, the loading of the vessel, the temperature of water and air, the wind and other factors

Any vessel depicted in this catalog can be equipped with optional equipment.
Specifications are subject to change at any time, without prior notice or obligation.

If desired, future owners of the Velvette can personally supervise the yacht building process, and visit the plant an unlimited number of times during the construction period.

GAEBLER Global Boat Marketing GmbH

Tel. +49 176 64877057

info@gaebler-gbm.com

Heiliggeiststr. 1

80331 Munich

Germany



velvette-marine.com

 @velvettemarine

 Velvette Marine

 Velvette Marine